



# Glasswashers · Dishwashers AX - UX

---

A family with Values



# A family with Values


AX and UX lines of Sammic dishwashers are based on key design principles to provide an advanced user experience.



Washing efficiency



Hygiene and ergonomics



Resource efficiency



Reliability







## Constructive quality

Deep-drawn wash chambers in all models. This construction technique offers numerous advantages that are useful on a day-to-day basis:

- Basket guides are deep-drawn and integrated into the body for improved hygiene and structural robustness.
- Ergonomic design with rounded corners prevent the accumulation of dirt and facilitate cleaning

### YOU WIN, THE ENVIRONMENT WINS

The deep-drawn chambers offer higher performance with 30% water saving.



## Hydroblade arms

The combination of the linear design and the "monoblock" construction provide higher washing efficiency and lower water consumption.

Water consumption during rinsing



Lighter for faster rotation to generate a more uniform and powerful water jet






## Hygiene guarantee

All Sammic dishwashers have been designed according to DIN 10534 standard to ensure optimum disinfection. In addition, the effectiveness of our dishwashers is backed by clinical tests in independent laboratories.



# Enhanced loading capacity

Optimal performance, versatility and ergonomics during loading operation.

	Useful height	Compatible items
Glasswashers	300 mm	
Front loading dishwashers	380 mm	
Pass-through dishwashers	430 mm.	



# 3-stage filtering system

**1** The “easy-on” surface filters retain heavy dirt, capturing up to 80% of the waste.



**2** The tank filter has a larger capacity for blocking medium-sized debris.



**3** With the extraction filter, the lightest dirt is blocked, without affecting the suction of the washing pump.



# “Easy-Grip” door

The “Easy-Grip” handle provides perfect adherence, even with wet hands. In addition, its design provides the following advantages:

- ✓ **Sturdiness**
- ✓ **Hygiene and cleaning**
- ✓ **Ergonomics**





# ACTIVE

AX-40



AX-50



AX-100



MODEL	AX-40	AX-50	AX-100
<b>FEATURES</b>			
Deep-drawn tank	x	x	x
3-stage filtering system	x	x	x
"C"-type Hydroblade arms	x		
"X"-type Hydroblade arms		x	x
Dedicated cycles by time	3	3	3
Dedicated cycles by time and temperature	-	-	
Colour LCD display incl. temperature information			
Double rack option (Kit)	x	x	
<b>SPECIFICATIONS</b>			
Rack dimensions	400 x 400 mm	500 x 500 mm	500 x 500 mm
Useful height	300 mm	380 mm	430 mm
Wash tank loading	1200 W	1800 W	2500 W
Wash pump loading	0.33 Hp / 250 W	0.75 Hp / 550 W	1.0 Hp / 750 W
Boiler loading	2500 W	2800 W *	6000 W
Total loading	2750 W	3350 W	6750 W
<b>OPTIONS</b>			
DD - Detergent doser	x	x	x
B - Proactive	x	x	x
D - Prolime			
BD - Glass Care			
BC - Hygiene			
BCD - Performance			
BV - HRS			
BCV - HRS Hygiene			
BCDV - HRS Performance			
S - Thermoacoustic insulation			

DD - AX: detergent doser. UX: peristaltic detergent doser + peristaltic rinse-aid doser.

B - Proactive: Drain pump + proactive tank water renewal system.

D - Prolime: manual water softener

BD - Glass Care: B + manual water softener + peristaltic rinse-aid doser.

BC - Hygiene: B + constant rinse temperature system + peristaltic rinse-aid doser.

BCD - Performance: BC + automatic water softener.



# ULTRA

UX-40



UX-50 LITE / UX-50




UX-100 LITE / UX-120



UX-40	UX-50 LITE	UX-50	UX100 LITE	UX-120
x	x	x	x	x
x	x	x	x	x
x				
	x	x	x	x
5	6	6	6	6
x	x	x	x	x
x	x	x		
400 x 400 mm	500 x 500 mm	500 x 500 mm	500 x 500 mm	500 x 500 mm
300 mm	380 mm	380 mm	430 mm	430 mm
1200 W	1800 W	1800 W	2500 W	2500 W
0.33 Hp / 250 W	1.0 Hp / 750 W	1.0 Hp / 750 W	1.0 Hp / 750 W	1.3 Hp / 1000 W
2800 W *	3000 W	5000 W	7500 W	9000 W
3050 W	3750 W	5750 W	8250 W	10000 W
x	x	x	x	x
x	x	x	x	x
x		x		
x		x		
		x		x
		x		x
				x
				x
x		x		x

BV - HRS: B + steam condenser + peristaltic rinse-aid doser.  
 BCV - HRS Hygiene: BV + constant rinse temperature system.  
 BCDV - HRS Performance: BCV + automatic water softener.  
 S - Thermoacoustic insulation: double wall (body / hood).  
 \* DD models: 2500 W



# One core TWO RANGES



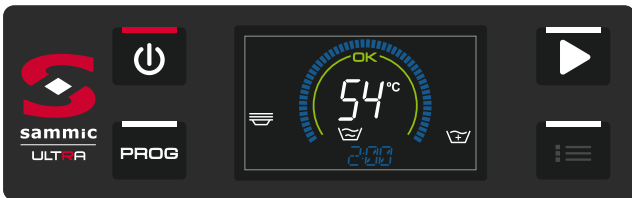
## AX

**The Active range has been developed with the aim of making the latest washing technologies available to professionals, without the hassle.**

All this, with all the advantages of the new Sammic ware washing family: deep-drawn tanks, Hydroblade arms, 3-stage filters, ergonomics, and resource efficiency.

### Active Xperience

- Simple and user-friendly control.
- Intuitive feedback using icons.
- Dedicated cycles: selection of the ideal wash programme using icons. The duration of the cycle is adapted according to the type of item to be washed.
- Electronic control panel with IP65 humidity protection.



## UX

**The Ultra Range has been conceived in an aim to meet the expectations of the most demanding sectors, whether they are after sparkling finishes, high productivity or are rigorous with hygiene management.**

### Equipped with state-of-the-art technologies: Colour LCD Display

- Advanced image sharpness to make the screen easy to read from any angle and distance.
- The control panel is the centrepiece of the Ultra "experience". A panel that combines technical sophistication and ease of use.
- Quick and intuitive reading of machine information and status through messages, colour-coding and icons.

### Soft start

- Progressive start of the washing pump to protect fragile or delicate items.

### Wide list of options

- The wide line of options available allows to adapt the glass- and dishwashers to each user's particular needs.



UNE-EN ISO 9001